

## IDS COURSE LIST – APPROVED FOR AREAS

### How to identify which course list you should use.

#### Summer 2014-Spring 2018

Students who declared a Bachelor of Arts, Bachelor of Science in Interdisciplinary Studies or Bachelor of Arts in Interdisciplinary Studies – Transgrass Track between Summer 2014 and Spring 2018 must use the Summer 2014-Spring 2018 course list.

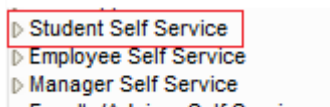
#### Summer 2018-Spring 2019

Students who declared a Bachelor of Arts, Bachelor of Science in Interdisciplinary Studies or Bachelor of Arts in Interdisciplinary Studies – Transgrass Track between Summer 2018 and Spring 2019 must use the Summer 2018-Spring 2019 list.

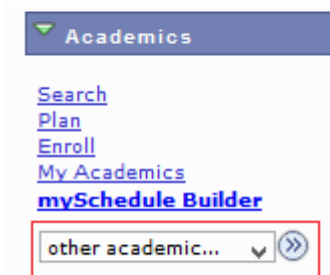
#### How do I find out when I declared?

If you are unsure when you declared your major, run your degree audit.

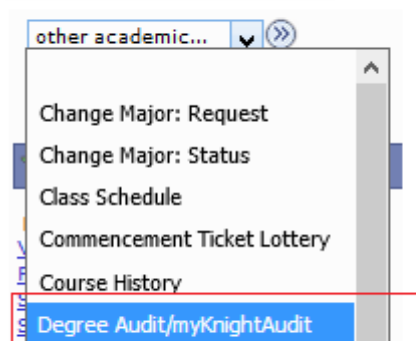
1. Log into your myUCF account
2. Click on Student Self Service
3. Click on the “other academic...” drop down menu
4. Select Degree Audit/myKnightAudit
5. Look for the Cat Yr/Term on your audit. This will let you know which course list to use.



Step 2



Step 3



Step 4

All Academic Majors/Minors		
College	Plan Description	Cat Yr/Term
College of Undergrad Studies	Interdisciplinary Studies BA	Summer 2016

Step 5